

BROCHURE 2024

OFFICE CHAIRS



Whether you need a functional piece for long hours of productivity or an eye-catching design that complements your office aesthetics, choosing the right chair can make all the difference. Comfort, ergonomics, and style are key factors to consider.

Perhaps a sleek, adjustable task chair for daily use or a luxurious, plush armchair to impress visitors. Don't forget to think about materials, color, and the overall design theme of your space. Investing in the right chair not only enhances comfort but also boosts productivity and leaves a lasting impression.

So take your time, explore options, and find that perfect seat that fits your needs and reflects your taste.

01 ACTA RANGE.

HIGH-BACK CHAIR

STANDARD:

5-STAR NYLON BASE ON CASTORS |
ADJUSTABLE GAS HEIGHT | WATERFALL
SEAT FRONT | ERGONIMICAL BACKREST
AND SEAT DESIGN | MOULDED FOAM
SEATING AND BACKREST | WITHOUT
ARMS.



Acta High-back Chair featuring Fleat Arms and a 5-Star Aluminium Base.

MEDIUM-BACK CHAIR

STANDARD:

5-STAR NYLON BASE ON CASTORS |
ADJUSTABLE GAS HEIGHT | WATERFALL
SEAT FRONT | ERGONIMICAL BACKREST AND
SEAT DESIGN | MOULDED FOAM SEATING AND
BACKREST | WITHOUT ARMS.



Acta Medium-back Chair featuring Flexi Arms and a 5-Star Aluminium Base.

VISITOR CHAIR

STANDARD:

EPOXY COATED TUBULAR STEEL SLEIGH BASE
FRAME | ERGONIMICAL BACKREST
AND SEATING DESIGN | MOULDED FOAM SEAT
AND BACKREST | PU ARMPADS.



Acta Standard Visitor Chair.

02.1 AIRO RANGE.



HIGH-BACK CHAIR (WITH ARMS)

STANDARD:

5-STAR NYLON BASE ON CASTORS | ADJUSTABLE GAS HEIGHT
| WATERFALL SEAT FRONT | ERGONIMICAL BACKREST AND
SEAT DESIGN | MOULDED FOAM SEATING
AND BACKREST | ID HEIGHT
ADJUSTABLE ARMS.



Airo Standard High-back Chair with
1D Arms.



Back view of the Airo High-back
Chair with 1D Arms.

MEDIUM BACK CHAIR (WITH ARMS)

STANDARD:

NYLON 5-STAR BASE ON CASTORS | GAS HEIGHT ADJUSTABLE | WATERFALL
SEAT FRONT | ECONO-SYNCHRO MECHANISM | FINGERTIP
CONTROL | HIGH STRENGTH INJECTION MOULDED NYLON BACKREST | HIGH
QUALITY NYLON NETTING ON BACKREST | ID HEIGHT
ADJUSTABLE
ARMS.



Airo Medium-back Chair with 1D Arms
featuring a 5-star High Aluminium Base.



Back view of Airo Medium-back Chair
with 1D Arms and a 5-Star Nylon Base.

AIRO RANGE.



VISITOR SIDE CHAIR (WITH ARMS)

STANDARD :

POWDER COATED ROUND TUBE FRAME |
MOULDED SEAT SHELL | HIGH STRENGTH
INJECTION MOULDED NYLON BACKREST |
HIGH QUALITY BREATHABLE NETTING ON
BACKREST | FIXED SKI ARMS.



Airo Visitor Chair with Fixed Ski Arms featuring a Black coated tubular Frame.

Back- and Side-view of the Airo Visitor Chair with Fixed Ski Arms featuring a Black coated tubular Frame.

02.2 AIRO GREY RANGE.



GREY HIGH-BACK CHAIR (WITH ARMS)

STANDARD:

5-STAR GREY NYLON BASE ON CASTORS | GAS HEIGHT ADJUSTMENT |
ECONO SYNCHRO MECHANISM | FINGER TIP CONTROL.
WATERFALL SEAT EDGE DESIGN | HIGH STRENGTH
INJECTION MOULDED GREY NYLON BACKREST |
HIGH QUALITY GREY NYLON NETTING ON
BACKREST | ADJUSTABLE GREY NYLON HEADREST |
INCLUDES 1D HEIGHT
ADJUSTABLE GREY ARMS.



Grey Airo Standard High-back Chair
with 1D Arms.

Back view of the Grey Airo High-
back Chair with 1D Arms.

GREY MEDIUM BACK CHAIR (WITH ARMS)

STANDARD:

5-STAR GREY NYLON BASE ON CASTORS | GAS HEIGHT ADJUSTMENT.
ECONO SYNCHRO MECHANISM | FINGER TIP CONTROL.
WATERFALL SEAT EDGE DESIGN | HIGH STRENGTH
INJECTION MOULDED GREY NYLON BACKREST |
HIGH QUALITY GREY NYLON NETTING
ON BACKREST | INCLUDES 1D
HEIGHT ADJUSTABLE GREY ARMS.



Front view of the Standard Airo Grey Medium-back
Chair with 1D Arms.

Back view of the Standard Grey Airo
Grey Medium-back Chair with 1D Arms.

03

ALFA POLYMER RANGE.

SWIVEL ONLY CHAIR [WITH OR WITHOUT ARMS]

STANDARD:

4- OR 5-STAR BASE | POLYMER
BACKREST AND SEAT THAT CAN
BE UPHOLSTERED | SWIVEL ONLY
MECHANISM | GAS HEIGHT ADJUSTMENT.

4-LEGGED SIDE CHAIR

STANDARD:

STACKABLE | POLYMER (PLASTIC) SEAT
THAT CAN BE UPHOLSTERED | POLYMER
BACKREST | ROUND TUBULAR CHROME
FRAME.

SLEIGH-BASE SIDE CHAIR

STANDARD:

STACKABLE | POLYMER SEAT THAT CAN
BE UPHOLSTERED | POLYMER BACKREST |
SOLID ROUND BAR FRAME IN CHROME.

POLYMER BAR STOOL [WITH OR WITHOUT ARMS]

STANDARD:

STACKABLE | POLYMER BACKREST |
POLYMER SEAT THAT CAN BE UPHOLSTERED
| SOLID ROUND BAR FRAME IN CHROME.



Unupholstered Alfa PU Swivel only Chair
without Arms featuring a 4-Spoke High-Nylon
Base on Castors.



Upholstered Alfa PU Swivel only Chair
with Arms featuring a Flat 4-Spoke
Aluminium Base on Glides.



Upholstered Alfa PU
4-Legged Side Chair without
Arms.



Upholstered Alfa PU Sleigh-
base Chair without Arms.



Un-upholstered Alfa PU Bar-
stool without Arms.

04

AVANT RANGE.



HIGH BACK CHAIR [WITH ARMS]

STANDARD:

NYLON 5-STAR BASE ON CASTORS | GAS HEIGHT ADJUSTABLE |
WATERFALL SEAT FRONT | ECONO SYNCHRO MECHANISM | FINGERTIP
CONTROL | INJECTION MOULDED NYLON BACKREST WITH BREATHABLE



Avant Mesh High-back Chair with Silver knob
Height-adjustable arms and a 5-Star High
Aluminium Base.

Back view of the Avant Mesh High-back
Chair with Silver knob Height-adjustable arms
and a 5-Star High Aluminium Base.

VISITOR SIDE CHAIR [WITH OR WITHOUT ARMS]

STANDARD:

POWDER COATED ROUND TUBE FRAME | MOULDED SEAT | HIGH
STRENGTH INJECTION MOULDED NYLON BACKREST | HIGH QUALITY
BREATHABLE NETTING ON BACKREST.



Avant Mesh Visitor Side Chair with Nylon
Ski- Arms featuring a Chrome Sleigh-base
Frame.

Back view of the Avant Mesh Visitor Side
Chair with Nylon Ski-Arms featuring a
Chrome Sleigh-base Frame.

AVANT RANGE.



MEDIUM BACK CHAIR [WITH ARMS]

STANDARD:

NYLON 5-STAR BASE ON CASTORS | GAS HEIGHT ADJUSTABLE | WATERFALL SEAT FRONT | ECONO SYNCHRO MECHANISM | FINGERTIP CONTROL | INJECTION MOULDED NYLON BACKREST WITH BREATHABLE NETTING.



Avant Medium-back chair featuring a 5-Star High Nylon base.



Avant Medium-back chair featuring a 5-Star High Aluminium base.



Back view of Avant Medium-back chair featuring a 5-Star High Nylon base.




Avant Medium-back chair with a standard 5-Star Nylon base.

05

BLANCO

RANGE.



SWIVEL LOUNGE CHAIR

STANDARD:

4-SPOKE FLAT ALUMINIUM BASE | MOULDED
SHELL | GAS HEIGHT ADJUSTMENT.



Front view of the Blanco Swivel Chair.

Back view of the Blanco Swivel Chair.

4-LEGGED LOUNGE CHAIR

STANDARD:

BLACK EPOXY COATED 4-LEGGED TUBULAR
STEEL FRAME | MOULDED SHELL | SELF-LEV-
ELLING FOOT ADJUSTERS.



Front view of the Blanco 4-Legged Chair.

Back view of the Blanco 4-Legged Chair.

BLANCO

RANGE.



CROSS-SLED LOUNGE CHAIR

STANDARD:
BLACK EPOXY COATED CROSS-SLED FRAME |
MOULDED SHELL.



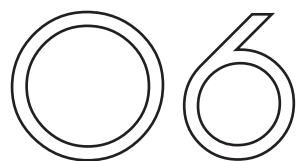
Front view of the Blanco Cross-sled Lounge Chair.




Side view of the Blanco Cross-sled Lounge Chair.



Back view of the Blanco Cross-sled Lounge Chair.




C AFÉ RANGE.



C AFÉ BARSTOOL (LOOP FRAME)

STANDARD:

BLACK EPOXY COATED LOOP FRAME WITH FOOTREST | FULLY UPHOLSTERED SHELL | NON-STACKABLE.



Cafe Barstool with a Black epoxy coated Loopframe and Footrest.

Back view of the Cafe Barstool with a Black epoxy coated Loopframe and Footrest.

Side view of the Cafe Barstool with a Black epoxy coated Loopframe and Footrest.

C AFÉ BARSTOOL (4-LEGGED)

STANDARD:

BLACK EPOXY COATED 4-LEGGED FRAME WITH FOOTREST | FULLY UPHOLSTERED SHELL | NON-STACKABLE.



The Cafe Barstool with a 4-Legged Black epoxy coated Frame and Footrest.

07

CLASSIC RANGE.



VISITOR CHAIR [WITH ARMS]

STANDARD:

BLACK FERROGRAIN UNIVERSAL SLEIGH-BASE FRAME | MODERN CHANNEL STITCH UPHOLSTERY | BLACK FERROGRAIN BACK- AND ARMRESTS.



Classic Visitor Standard Chair.

Back view of the Classic Visitor Standard Chair.

HIGH-BACK CHAIR [WITH ARMS]

STANDARD:

SWIVEL AND TILT MECHANISM | 5-STAR HIGH NYLON BASE ON 60MM CASTORS. MODERN CHANNEL STITCH UPHOLSTERY. BLACK FERROGRAIN BACK- AND ARMRESTS.



Classic High-back Standard Chair.

Back-view of the Classic High-back Standard Chair.

Side view of the Classic High-back Standard Chair.

CLASSIC RANGE.



MEDIUM-BACK CHAIR

STANDARD:

SWIVEL AND TILT MECHANISM | 5-STAR HIGH NYLON BASE ON 60MM CASTORS |
MODERN CHANNEL STITCH UPHOLSTERY | BLACK FERROGAIN BACK-AND ARMRESTS.



Classic Medium-back Standard Chair.



Side view of the Classic Medium-back Standard Chair.

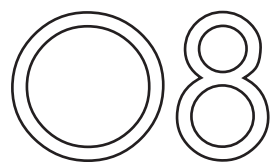


Back view of the Classic Medium-back Standard Chair.



Front-view of the Classic Medium-back chair featuring chrome Armrests and a 5-Star High Aluminium Base.

Back view of the Classic Medium-back chair featuring chrome Armrests and a 5-Star High Aluminium Base.



ECONET RANGE.

HIGH-BACK CHAIR (WITH OR WITHOUT ARMS)

STANDARD:

ERGONOMICALLY DESIGNED BACKREST WITH BLACK NETTING | SWIVEL & TILT MECHANISM | ADJUSTABLE GAS HEIGHT | NYLON 5-STAR BASE ON CASTORS.



Econet High-back Chair with Trio Arms featuring a 5-Star Chrome Base.



Standard Econet High-back Chair with Trio Arms and the latest 5-Star Nylon Base.

MEDIUM-BACK CHAIR (WITH OR WITHOUT ARMS)

STANDARD:

ERGONOMICALLY DESIGNED BACKREST WITH BLACK NETTING | SWIVEL & TILT MECHANISM | ADJUSTABLE GAS HEIGHT | NYLON 5-STAR BASE ON CASTORS.



Standard Econet Medium-back Chair with Trio Arms and the previous generation 5-Star Nylon Base.

VISITOR CHAIR (WITH OR WITHOUT ARMS)

STANDARD:

ERGONOMICALLY DESIGNED BACKREST WITH BLACK NETTING | EPOXY COATED TUBULAR STEEL SLEIGH BASE FRAME.



Standard Econet Visitor Chair with Adjustable Steel Bracket Arms.

091

FASTRACK RANGE.

ICE HIGH-BACK CHAIR [WITH ARMS]

STANDARD:

CHROME OR NYLON BASE | CHROME ARMRESTS WITH PU CAPS | SWIVEL & TILT MECHANISM.



Fastrack ICE High-back Chair featuring a 5-star Chrome Base.

PRINCE OPERATOR CHAIR [WITH ARMS]

STANDARD:

NYLON BASE | SWIVEL & TILT MECHANISM | LUMBAR SUPPORT
MESH BACKREST | FIXED NYLON ARMRESTS.



Fastrack Standard Prince Operator Chair.



Back view of the Fastrack Standard Prince Operator Chair.

Fastrack Standard ICE High-back Chair.

FASTRACK RANGE.

ICE VISITOR CHAIR

STANDARD:

INTEGRAL STEEL CHROME FRAME | PU



Fastrack Ice Visitor Chair with Standard Features.

ICE 4-LEGGED VISITOR CHAIR [WITH ARMS]

STANDARD:

4 LEGGED CHROME FRAME | NETTED BACKREST
| UPHOLSTERED SEATING | NYLON ARMPADS.



Fastrack Ice 4-Legged Visitor Chair with Standard Features.

MELFI SIDE CHAIR

STANDARD:

BLACK SLEIGH-BASE FRAM | HIGH QUALITY
NETTED BACKREST | UPHOLSTERED SEATING.



Fastrack Melfi Side Chair with Standard Features.

Side view of the Fastrack Melfi Side Chair with Standard Features.

Back view of the Fastrack Melfi Side Chair with Standard Features.

FASTRACK RANGE.

KARU HIGH-BACK CHAIR

[WITH ARMS]

STANDARD:

NYLON 5-STAR BASE | NYLON
ARMRESTS | SWIVEL & TILT
MECHANISM.



Fastrack Karu High-back Chair with
Standard Features.

KARU VISITOR CHAIR

[WITH ARMS]

STANDARD:

STEEL SLEIGH-BASE FRAME |
NYLON ARMRESTS.



Fastrack Karu Medium-back Chair
with Standard Features.

092

FASTRACK EXECUTIVE RANGE.



DUKE BONDED HIGH-BACK CHAIR [WITH ARMS]

STANDARD:

ALUMINIUM BASE | CHROME GAS | ALUMINIUM ARMRESTS |
FORWARD KNEE-TILT MECHANISM | SEATING AND BACKREST
UPHOLSTERED IN DURABLE BLACK BONDED LEATHER.



Fastrack Executive Standard Duke High back Chair.



DUKE BONDED MEDIUM-BACK CHAIR [WITH ARMS]

STANDARD:

ALUMINIUM BASE | CHROME GAS | ALUMINIUM
ARMRESTS | FORWARD KNEE-TILT MECHANISM |
SEATING AND BACKREST UPHOLSTERED IN DURABLE
BLACK BONDED LEATHER.



Fastrack Executive Standard Duke bonded Medium-back Chair.

FASTRACK EXECUTIVE RANGE.

MOGUL BONDED HIGH-BACK CHAIR (WITH ARMS)

STANDARD:

5-STAR CHROME BASE | CHROME GAS | CHROME ARMRESTS |
SWIVEL & TILT MECHANISM | SEAT AND BACKREST UPHOLSTERED
WITH DURABLE BLACK BONDED LEATHER.



Back view of Fastrack Mogul bonded
High-back Chair.



Front view of Fastrack Mogul
bonded High-back Chair.

MOGUL BONDED MEDIUM-BACK CHAIR (WITH ARMS)

STANDARD:

5-STAR CHROME BASE | CHROME GAS HEIGHT ADJUSTMENT |
CHROME ARMRESTS | SWIVEL & TILT MECHANISM | SEAT AND
BACKREST UPHOLSTERED WITH DURABLE BLACK BONDED LEATHER.



Back view of Fastrack Mogul bonded
Medium-back Chair.



Side view of Fastrack Mogul
bonded Medium-back Chair.



Front view of Fastrack Mogul
bonded Medium-back Chair.

10

Flick RANGE.



SOFT *OR* SIMPLE ARMCHAIR (UPHOLSTERED OR UN-UPHOLSTERED)

STANDARD:

STACKABLE | BLACK POLYMER (PLASTIC INJECTION MOULDED) SEAT | PERFORATED BACKREST | TUBULAR STEEL POWDER COATED FRAME | INCLUDING ARMRESTS.



Flick Soft (upholstered) Armchair.

Back view of the Flick Soft
(upholstered) Armchair.

SOFT *OR* SIMPLE SIDE CHAIR (UPHOLSTERED OR UN-UPHOLSTERED)

STANDARD:

STACKABLE | BLACK POLYMER (PLASTIC INJECTION MOULDED) SEAT | PERFORATED BACKREST | TUBULAR STEEL POWDER COATED FRAME | INCLUDING ARMRESTS.



Flick Soft (upholstered) Side Chair.



Flick Simple (Un-upholstered) Side Chair.

FREEZE RANGE.

FREEZE CHAIR [WITH OR WITHOUT ARMS]

STANDARD:

NYLON BASE | GAS HEIGHT ADJUSTMENT | BLACK NETTED BACKREST | WATERFALL SEAT | HIGH DENSITY FOAM SEAT |
RAKE ADJUSTABLE BACKREST |



Freeze Chair with 1D Height Adjustable Arms featuring a 5-Star Aluminium Base.



Freeze Chair with 1D Height Adjustable Arms featuring a 5-Star Chrome Base.



Freeze Chair with Fixed Nylon Arms and a Standard 5-Star Nylon Base.



Back view of the Freeze Chair with 1D Height Adjustable Arms and a Standard 5-Star Nylon Base.

12

FUTURA POLY-URETHANE RANGE.



HIGH BACK CHAIR [WITH ARMS]

STANDARD:

NYLON 5-STAR BASE | SINGLE MOULDED SHELL | GAS HEIGHT ADJUSTMENT | SPRING SWIVEL & TILT MECHANISM | NYLON FLEX ARMS | DOUBLE FOLD CREASE UPHOLSTERY DESIGN FOR BACK COMFORT.



MEDIUM BACK CHAIR [WITH ARMS]

STANDARD:

NYLON 5-STAR BASE | SINGLE MOULDED SHELL | GAS HEIGHT ADJUSTMENT | SPRING SWIVEL & TILT MECHANISM | NYLON FLEX ARMS | DOUBLE FOLD CREASE UPHOLSTERY DESIGN FOR BACK COMFORT.



INTEGRAL ARMCHAIR

STANDARD:

SINGLE MOULDED SHELL | EPOXY COATED TUBULAR INTEGRAL SLEIGH BASE | NYLON ARMRESTS | DOUBLE FOLD CREASE UPHOLSTERY DESIGN FOR BACK COMFORT.



UNIVERSAL ARMCHAIR

STANDARD:

SINGLE MOULDED SHELL | EPOXY COATED UNIVERSAL STEEL SLEIGH BASE | POLY-URETHANE ARMRESTS | DOUBLE FOLD CREASE UPHOLSTERY DESIGN FOR BACK COMFORT.

Futura High-back Chair with Nylon Flex Arms featuring a 5-Star Chrome Base.

Futura Medium-back Chair with Nylon Flex Arms featuring a 5-Star Nylon Base.

Futura Integral Armchair featuring a Nylon Sleigh-base Frame.

Futura Universal Armchair featuring a Chrome Sleigh-base Frame.

13 GRID RANGE.

G RID MEDIUM-BACK CHAIR [WITH ARMS] - IN BLACK OR WHITE

STANDARD:

5-STAR NYLON BASE | BLACK OR WHITE INJECTION MOULDED NYLON BACKREST AND ARMS | ERGONOMICALLY DESIGNED BACKREST CURVE FOR COMFORT | SWIVEL AND TILT MECHANISM.



White Grid Chair featuring a 5-Star Aluminium Base.



Standard Black Grid Chair with a 5-Star Nylon Base.



Black Grid Chair with a 5-Star High Aluminium Base.



Black Grid Draughtsman Conversion Chair with a 5-Star High Nylon Base and Chrome Footrest-ring.

14 GROOVE RANGE.

SLEIGH-BASE SIDE CHAIR

STANDARD:

BLACK TUBULAR STEEL LOOP STRUCTURE |
ONE PART SHELL | FOAMED CHANNEL STITCH
UPHOLSTERY DESIGN.



Front view of the Groove Sleigh-base Side Chair
with a Black powder coated loop Frame.

Back view of the Groove Sleigh-base Side
Chair with a Black powder coated loop
Frame.

4-LEGGED SIDE-BACK CHAIR

STANDARD:

4-LEGGED STEEL STRUCTURE | BLACK
POWDER COATED FRAME | ONE PART SHELL |
UPHOLSTERED WITH HIGH QUALITY FABRIC AND
FOAMED CHANNEL STITCHING.



Front view of the Groove 4-Legged Side Chair with
a 4-Legged Black powder coated Frame.

Back view of the Groove 4-Legged Side Chair
with a 4-Legged Black powder coated Frame.

GROOVE RANGE.

MEDIUM-BACK CHAIR

STANDARD:

FIXED 4-SPOKE STEEL BASE ON CASTORS | FIXED STEEL CURVED ARMRESTS | ONE PART SHELL | UPHOLSTERED WITH HIGH QUALITY FABRIC AND FOAMED CHANNEL STITCHING.



Front view of the Groove Medium-back Chair with a Fixed 4-Spoke Base on Castors.

Back view of the Groove Medium-back Chair with a Fixed 4-Spoke Base on Castors.

BAR STOOL

STANDARD:

BLACK SLEIGH-BASE BARSTOOL FRAME | ONE PART SHELL | UPHOLSTERED WITH HIGH QUALITY FABRIC AND FOAMED CHANNEL STITCHING.



Front view of the Groove Bar Stool with a Black Sleigh-Base Barstool Frame.



Back view of the Groove Bar Stool with a Black Sleigh-Base Barstool Frame.

15

HIGH-FIVE RANGE.



SWIVEL ARMCHAIR

STANDARD:

5-STAR NYLON BASE ON CASTORS | GAS HEIGHT ADJUSTMENT | SWIVEL AND TILT MECHANISM | BLACK STEEL CURVED ARMRESTS WITH NYLON ARM-CAPS.



High-Five Swivel Armchair featuring a 4-Spoke High Nylon Base.

Back view of the High-Five Swivel Armchair Featuring a 4-Spoke High Nylon Base.

4-LEGGED ARMCHAIR

STANDARD:

BLACK POWDER COATED ROUND TUBULAR 4-LEGGED FRAME WITH ARMRESTS | STEEL CURVED ARMRESTS WITH NYLON CAPS | MESH BACKREST | UPHOLSTERED SEAT.



High-Five 4-Legged Armchair with Standard Black coated Frame and Arms with Nylon caps.

Back-view of the High-Five 4-Legged Armchair with Standard Black coated Frame and Arms with Nylon caps.

Side-view of the High-Five 4-Legged Armchair with Standard black coated Frame and Arms with Nylon caps.

HIGH-FIVE RANGE.



SLEIGH-BASE ARMCHAIR

STANDARD:

BLACK POWDER COATED ROUND TUBULAR SLEIGH-BASE FRAME WITH ARMRESTS |
STEEL CURVED ARMRESTS WITH NYLON CAPS | MESH BACKREST | UPHOLSTERED
SEAT.



Front-view of the High-Five Sleigh-base Armchair featuring a Chrome Sleigh-base Frame and Armrests with Nylon caps.

Back view of the High-Five Sleigh-base Armchair featuring a Chrome Sleigh-base Frame and Armrests with Nylon caps.



Front view of the High-Five Sleigh-base Armchair with Standard Features.



Back view of the High-Five Sleigh-base Armchair with Standard Features.



Side view of the High-Five Sleigh-base Armchair with Standard Features.

16

IGNITE RANGE.



HIGH BACK CHAIR [WITH ARMS]

STANDARD:

5-STAR NYLON BASE ON CASTORS | GAS HEIGHT ADJUSTABLE | WATERFALL SEAT EDGE | ECONO SYNCHRO MECHANISM | FINGER- TIP CONTROL | INJECTION MOULDED NYLON BACKREST WITH BREATHABLE NETTING | ADJUSTABLE NYLON HEADREST | 1D HEIGHT ADJUSTABLE ARMS.



MEDIUM BACK CHAIR [WITH ARMS]

STANDARD:

5-STAR NYLON BASE ON CASTORS | GAS HEIGHT ADJUSTABLE | WATERFALL SEAT EDGE | ECONO SYNCHRO MECHANISM | FINGERTIP CONTROL | INJECTION MOULDED NYLON BACKREST WITH BREATHABLE NETTING | 1D HEIGHT ADJUSTABLE ARMS.



VISITOR CHAIR [WITH OR WITHOUT ARMS]

STANDARD:

ROUND TUBE FRAME | POWDER COATED | MOULDED SEAT | HIGH STRENGTH INJECTION MOULDED NYLON BACKREST | HIGH QUALITY BREATHABLE NETTING ON BACKREST | WITHOUT ARMS.



Front view of the Ignite Standard High-back Chair with 1D Arms.

Back view of the Ignite Standard High-back Chair with 1D Arms.

Front view of the Ignite Standard Medium-back Chair with 1D Arms.

Back view of the Ignite Standard Medium-back Chair with 1D Arms.

Front view of the Ignite Visitor Chair with Fixed Nylon Arms featuring a Chrome Sleigh-base Frame..

Back view of the Ignite Visitor Chair with fixed Nylon Arms. featuring a Chrome Sleigh-base Frame.

17

INDUSTRIAL RANGE.

S HAFT PU CHAIR

STANDARD:

POLY-URETHANE SEAT AND BACKREST | GAS
HEIGHT ADJUSTMENT | BACK RAKE ADJUSTABLE
MECHANISM | NYLON BASE.



C LUB PU CHAIR

STANDARD:

POLY-URETHANE SEAT AND BACKREST | GAS
HEIGHT ADJUSTMENT | BACK RAKE ADJUSTABLE
MECHANISM | NYLON BASE.



S ADDLE PU CHAIR

STANDARD:

POLY-URETHANE SEAT | GAS
HEIGHT ADJUSTMENT | NYLON
BASE.



Standard Shaft PU Chair.

Shaft PU Chair Featuring a
Chrome Footring.

Standard Club PU Chair.

Club PU Chair Featuring a
Nylon Footring.

Standard Saddle PU Chair.



CADDY PU CHAIR

STANDARD:
POLY-URETHANE SEAT | GAS HEIGHT
ADJUSTMENT | NYLON BASE.



Standard Caddy PU Chair.

PADDLE PU CHAIR

STANDARD:
5-STAR NYLON BASE | POLY-URETHANE ONE PART SHELL | GAS HEIGHT
ADJUSTMENT | SWIVEL MECHANISM.



Front view of the Standard
Industrial Paddle PU Chair.

Back view of the Standard
Industrial Paddle PU Chair.

Side view of the Standard
Industrial Paddle PU Chair.

UP PU CHAIR

STANDARD:
UPHOLSTERED SEAT | GAS HEIGHT ADJUSTMENT
| ROUND NYLON BASE.



The standard Industrial UP
PU Chair.

18

SO SMART RANGE.

SO SMART UPHOLSTERED SEAT AND BACK CHAIR

STANDARD:

STACKABLE | BLACK POLYMER (PLASTIC INJECTION MOULDED) SEAT | PERFORATED BACKREST | TUBULAR STEEL POWDER COATED FRAME | UPHOLSTERED SEAT AND BACKREST.



Iso Smart Upholstered Seat and Back Chair.



Iso Smart Upholstered Seat and Back Chair featuring a Writing Tablet.

SO SMART UPHOLSTERED SEAT CHAIR

STANDARD:

STACKABLE | BLACK POLYMER (PLASTIC INJECTION MOULDED) SEAT | PERFORATED BACKREST | TUBULAR STEEL POWDER COATED FRAME | UPHOLSTERED SEAT.



Iso Smart Upholstered Seat Chair.

SO SMART UN-UPHOLSTERED CHAIR

STANDARD:


STACKABLE | BLACK POLYMER (PLASTIC INJECTION MOULDED) SEAT | PERFORATED BACKREST | TUBULAR STEEL POWDER COATED FRAME | UN-UPHOLSTERED



Iso Smart Un-upholstered Chair.

19

KYOS RANGE.



4-LEGGED ARMCHAIR OR SIDE CHAIR

STANDARD:

BLACK PLASTIC INJECTION MOULDED SEAT AND BACKREST | TUBULAR STEEL
POWDER COATED FRAME | STACKABLE | COMPONENTS ARE MANUFACTURED IN
ITALY.



Kyos 4-Legged Armchair with Arms and an upholstered seat.



Kyos 4-Legged Side Chair without Arms and an upholstered seat.



Kyos, Un-upholstered 4-Legged Armchair with Arms shown in a stacked position.



Kyos 4-Legged Armchair with Arms, an upholstered Seat and a foldable writing Tablet in its downright position.



Kyos 4-Legged Side Chair with Arms, an upholstered Seat and a foldable writing Tablet in its upward position.

20

LINK RANGE.

HIGH BACK CHAIR [WITH ARMS]

STANDARD:

NYLON 5-STAR BASE | SINGLE MOULDED SHELL |
GAS HEIGHT ADJUSTMENT | SPRING
SWIVEL & TILT MECHANISM |
NYLON FLEX ARMS.



Side view of the Link High-back Chair featuring a 5-Star Aluminium Base.

MEDIUM BACK CHAIR [WITH ARMS]

STANDARD:

NYLON 5-STAR BASE | GAS HEIGHT ADJUSTMENT | SINGLE
MOULDED SHELL | NYLON FLEX ARMS | MODERN CENTRE AND
BORDER STITCHED UPHOLSTERY.



Link Medium-back Chair featuring a High 5-Star Aluminium Base.



Link Medium-back Chair featuring a High 5-Star Nylon Base.

CURVED INTEGRAL SLEIGH-BASE CHAIR

STANDARD:

BLACK POWDER COATED TUBULAR FRAME | NYLON
ARM CAPS | SINGLE MOULDED SHELL | MODERN
CENTRE AND BORDER STITCHED UPHOLSTERY.



Link Curved Integral Sleigh-base Chair featuring a Chrome Tubular Frame.

21

LORIA RANGE.

SHELL CHAIR IN CHALK

STANDARD:

- LORIA CHALK SHELL.
- EXCLUDES BASE/FRAME.



Loria Shell Chair in CHALK featuring a 4-Legged Charcoal Frame with Cushioned Seating.

Side view of the Loria Shell Chair in CHALK featuring a 4-Legged Charcoal Frame.

Back view of the Loria Shell Chair in CHALK featuring a 4-Legged Charcoal Frame.

SHELL CHAIR IN OCEAN

STANDARD:

- LORIA OCEAN SHELL ONLY.
- EXCLUDES BASE/FRAME.



Loria Shell Chair in OCEAN featuring a 4-Spoke High Nylon Base with Cushioned Seating.

Side view of the Loria Shell Chair in OCEAN featuring a 4-Spoke High Nylon Base.

Back view of the Loria Shell Chair in OCEAN featuring a 4-Spoke High Nylon Base.

LORIA RANGE.

SHELL CHAIR IN QUARTZ

STANDARD:

- LORIA CHALK SHELL ONLY.
- EXCLUDES BASE/FRAME.



Loria Shell Chair in QUARTZ featuring a 4-Legged White Polymer Frame without Upholstered Seating.

Back view of the Loria Shell Chair in QUARTZ featuring a 4-Legged White Polymer Frame.

Side view of the Loria Shell Chair in QUARTZ with a 4-Legged White Polymer Frame and Upholstered Cushion Seating.

BAR STOOL

STANDARD:

- INCLUDING CHROME BARSTOOL FRAME, HEIGHT OF 750MM.
- LORIA POLYMER ARMCHAIR SHELL IN VARIOUS COLOUR OPTIONS:



OCEAN



TORRENT



QUARTZ



CHALK



CHARCOAL



Loria Bar Stool in OCEAN featuring a Chrome Loop Frame and Upholstered Cushion Seating.

Side view of the Loria Bar Stool in OCEAN featuring a Chrome Loop Frame.

Back view of the Loria Bar Stool in OCEAN featuring a Chrome Loop Frame. and Upholstered Cushion Seating.

LORIA RANGE.

SHELL CHAIR IN TORRENT

STANDARD:

- LORIA CHALK SHELL ONLY.
- EXCLUDES BASE / FRAME.



Loria Shell Chair in TORRENT featuring a 4-Legged Green Polymer Frame without Upholstered Seating.



Back view of the Loria Shell Chair in TORRENT featuring a 4-Legged Green Polymer Frame.



Side view of the Loria Shell Chair in TORRENT featuring a 4-Legged Green Polymer Frame.



Loria Shell Chair in TORRENT featuring a 4-Spoke High Nylon Base on Castors and an Upholstered Cushion Seat.



Back view of the Loria Shell Chair in TORRENT featuring a 4-Spoke High Nylon Base on Castors.



Side view of the Loria Shell Chair in TORRENT featuring a 4-Spoke High Nylon Base on Castors and an Upholstered Cushion Seat.

LORIA RANGE.

B ASE/ FRAME OPTIONS:



CHROME SLEIGH-BASE
FRAME



4-LEG FRAME IN WHITE
POLYMER



4-LEG FRAME IN DARK
GREEN POLYMER



4-LEG FRAME IN BLACK
POLYMER



4-SPOKE HIGH NYLON BASE ON
CASTORS (SPECIFY WITH GAS
HEIGHT OR SWIVEL ONLY)

22

LUMBAR-PRO RANGE.

EXTRA HIGH-BACK CHAIR (WITH OR WITHOUT ARMS)

STANDARD:

NYLON 5-STAR BASE ON CASTORS | GAS HEIGHT ADJUSTMENT |
WATERFALL EDGE SEAT DESIGN | ERGONOMICALLY DESIGNED BACKREST
| MECHANICALLY ADJUSTABLE LUMBAR SUPPORT |
PERMANENT CONTACT MECHANISM.



Lumbar-Pro Extra High-back Chair with a 5-Star High Nylon Base, Height Adjustable 1D Arms and a Passive Synchro Mechanism.

Lumbar-Pro Extra High-back Chair with 3D Arms featuring a 5-Star Chrome Base, a Passive Synchro Mechanism and Bonded leather Upholstery.

HIGH- BACK CHAIR (WITH OR WITHOUT ARMS)

STANDARD:

NYLON 5-STAR BASE ON CASTORS | GAS HEIGHT
ADJUSTMENT | WATERFALL EDGE SEAT DESIGN |
ERGONOMICALLY DESIGNED BACKREST |
MECHANICALLY ADJUSTABLE
LUMBAR SUPPORT |
PERMANENT CONTACT
MECHANISM.



Lumbar-Pro High-back Chair with Height Adjustable Fleet Arms, a 5-Star Aluminium Base, and a Donati Synchro Mechanism.

MEDIUM-BACK CHAIR (WITH OR WITHOUT ARMS)

STANDARD:

NYLON 5-STAR BASE ON CASTORS | GAS HEIGHT
ADJUSTMENT | WATERFALL EDGE SEAT DESIGN |
ERGONOMICALLY DESIGNED BACKREST |
MECHANICALLY ADJUSTABLE LUMBAR SUPPORT |
PERMANENT CONTACT MECHANISM.



Lumbar-Pro Medium-back Chair with Height Adjustable 1D arms, a 5-star High Aluminium base and a Permanent Contact Mechanism.

23

OPTIMA RANGE.

HIGH-BACK CHAIR

STANDARD:

5-STAR NYLON BASE ON CASTORS | GAS HEIGHT ADJUSTMENT | ECONO SYNCHRO MECHANISM | CLEARVIEW NETTING | MOULDED FOAM SEAT | INCLUDING 1D HEIGHT ADJUSTABLE ARMS | FULLY ADJUSTABLE HEADREST.



MEDIUM-BACK CHAIR

STANDARD:

5-STAR NYLON BASE ON CASTORS | GAS HEIGHT ADJUSTMENT | ECONO SYNCHRO MECHANISM | MOULDED FOAM SEAT | CLEARVIEW NETTING | INCLUDING 1D HEIGHT ADJUSTABLE ARMS | FULLY ADJUSTABLE HEADREST.



Front view of the standard Optima High-back chair.

Back view of the standard Optima High-back chair.

Side view of the standard Optima High-back chair.

Front view of the standard Optima Medium-back chair.

Back view of the standard Optima Medium-back chair.

24

PICO RANGE.



SIDE CHAIR

STANDARD:

TUBULAR SLEIGH-BASE FRAME | TWO PART SHELL |
WITHOUT ARMRESTS.



Side view of the Standard Pico Side Chair.



Front view of the Standard Pico Side Chair.



Back view of the Standard Pico Side Chair.

ARMCHAIR

STANDARD:

TUBULAR SLEIGH-BASE FRAME | TWO PART SHELL |
NYLON ARMRESTS.



Side view of the Standard Pico Armchair.



Back view of the Standard Pico Armchair.

PICO RANGE.



HIGH-BACK SWIVEL AND TILT CHAIR

STANDARD:

NYLON 5-STAR BASE | TWO PART SHELL | GAS HEIGHT
ADJUSTMENT | SWIVEL & TILT MECHANISM | NYLON ARMRESTS.



Back view of the Standard Pico High-back
Chair with a Swivel and Tilt Mechanism.

Side view of the Standard Pico High-
back Chair with a Swivel and Tilt
Mechanism.

Front view of Pico High-back Chair
featuring a High Aluminium 5-Star
Base.

MEDIUM-BACK SWIVEL AND TILT CHAIR

STANDARD:

NYLON 5-STAR BASE | TWO PART SHELL |
GAS HEIGHT ADJUSTMENT | SWIVEL & TILT
MECHANISM | NYLON ARMRESTS.



Side view of the Standard Pico Medium-back Chair
with a Swivel and Tilt Mechanism.

Front view of the Pico Medium-back Chair
with a Swivel and Tilt Mechanism and a
5-Star Chrome Base.

25.1

RAGGIO POLYURETHANE RANGE.

HIGH-BACK CHAIR (WITH ARMS)

STANDARD:

NYLON 5-STAR BASE | SINGLE MOULDED SHELL | GAS HEIGHT ADJUSTMENT | NYLON FLEX ARMREST | PLEATED UPHOLSTERY DESIGN WITH BORDER STITCHED EDGES.

MEDIUM-BACK HAIR (WITH ARMS)

STANDARD:

NYLON 5-STAR BASE | SINGLE MOULDED SHELL | GAS HEIGHT ADJUSTMENT | NYLON FLEX ARMREST | PLEATED UPHOLSTERY DESIGN WITH BORDER STITCHED EDGES.

UNIVERSAL SLEIGH-BASE CHAIR (WITH ARMS)

STANDARD:

ROUND TUBULAR FRAME | POWDER COATED FRAME | SINGLE MOULDED SHELL | FLEXIBLE NYLON ARMRESTS | PLEATED UPHOLSTERY DESIGN WITH BORDER STITCHED EDGES.

CURVED INTEGRAL SLEIGH-BASE CHAIR

STANDARD:

CURVED ROUND TUBULAR FRAME | POWDER COATED FRAME | SINGLE MOULDED SHELL | NYLON ARM CAPS | PLEATED UPHOLSTERY DESIGN WITH BORDER STITCHED EDGES.

INTEGRAL SLEIGH-BASE CHAIR

STANDARD:

ROUND TUBULAR FRAME | POWDER COATED FRAME | SINGLE MOULDED SHELL | NYLON ARM CAPS | PLEATED UPHOLSTERY DESIGN WITH BORDER STITCHED EDGES.



Raggio Polyurethane High-back Chair with Aprilla polished Aluminium Arms and Arm-pads, Swivel and Tilt Mechanism and a 5-Star Aluminium Base.

Raggio Polyurethane Medium-back Chair with Nylon Flex Arms, Swivel and Tilt Mechanism and a 5-Star Chrome Base.

Raggio Polyurethane Universal Sleigh-base Chair with Nylon flex Arms and a Chrome Sleigh-base Frame.

Raggio Polyurethane Curved Integral Sleigh-base Chair featuring a Chrome Frame.

Raggio Polyurethane Integral Sleigh-base Chair featuring a Chrome Frame.

25.2 RAGGIO WOODEN RANGE.

HIGH-BACK CHAIR [WITH ARMS]

STANDARD:

5-STAR METAL BASE WITH LAMINATED CAPS | SINGLE MOULDED SHELL | GAS HEIGHT ADJUSTMENT | WOODEN BOOMERANG LAMINATED ARMREST | PLEATED UPHOLSTERY DESIGN WITH BORDER STITCHED EDGES.



Raggio Wooden Standard High-back Chair with Boomerang Wooden Laminate Arms and a Forward Knee-tilt Synchro Mechanism.

MEDIUM-BACK CHAIR [WITH ARMS]

STANDARD:

5-STAR METAL BASE WITH LAMINATED CAPS | SINGLE MOULDED SHELL | GAS HEIGHT ADJUSTMENT | WOODEN BOOMERANG LAMINATED ARMRESTS | PLEATED UPHOLSTERY DESIGN WITH BORDER STITCHED EDGES.



Raggio Wooden Standard Medium-back Chair with Boomerang Wooden Laminate Arms and a Swivel and Tilt Mechanism.

4-LEGGED CHAIR

STANDARD:

LAMINATED FRAME | SINGLE MOULDED SHELL | PLEATED UPHOLSTERY DESIGN WITH BORDER STITCHED EDGES.



Raggio Wooden Standard 4-Legged Chair.

STANDARD SLEIGH-BASE CHAIR

STANDARD:

LAMINATED FRAME | SINGLE MOULDED SHELL | PLEATED UPHOLSTERY DESIGN WITH BORDER STITCHED EDGES.



Raggio Wooden Standard Sleigh-base Chair.

26

RUMI RANGE.

PROUDLY ENDORSED
BY THE



HIGH BACK CHAIR (WITH ARMS)

STANDARD:

5-STAR NYLON BASE ON CASTORS | UPHOLSTERED
HEADREST | 3-LOCK SYNCHRO MECHANISM | GAS
HEIGHT ADJUSTMENT | NYLON SEAT UNDER COVER |
BLACK NETTED BACKREST WITH BREATHABLE N
NETTING AND ADJUSTABLE LUMBAR SUPPORT
| 2D HEIGHT-ADJUSTABLE ARMRESTS.



Front view of the Rumi High-back Chair with 2D Height Adjustable Arms and a 5-Star Chrome Base on Castors.



Front view of the Rumi High-back Chair with a Standard 5-Star Nylon Base and 2D Height Adjustable Arms.



Back view of the Rumi High-back Chair with a Standard 5-Star Nylon Base and 2D Height Adjustable Arms.



Side view of the Rumi High-back Chair with a Standard 5-Star Nylon Base and 2D Height Adjustable Arms.

RUMI RANGE.

PROUDLY ENDORSED
BY THE



MEDIUM-BACK CHAIR [WITH ARMS]

STANDARD:

5-STAR NYLON BASE ON CASTORS | 3-LOCK SYNCHRO MECHANISM.
GAS HEIGHT ADJUSTMENT | NYLON SEAT UNDER COVER | BLACK
NETTED BACKREST WITH BREATHABLE NETTING AND ADJUSTABLE
LUMBAR SUPPORT | 2D HEIGHT-ADJUSTABLE ARMRESTS.



Back- and side-view of the Standar Rumi Medium-back Chair with 2D Height Adjustable Arms and a 5-Star Nylon Base.

Front view of the Rumi Medium-back Chair with 2D Height Adjustable Arms and a 5-Star Aluminium Base.

VISITOR CHAIR [WITH ARMS]

STANDARD:

UNIVERSAL SLEIGH-BASE | BLACK EPOXY COATED FRAME |
NYLON SEAT UNDER COVER | BLACK NETTED BACKREST WITH
BREATHABLE NETTING AND ADJUSTABLE LUMBAR SUPPORT |
FIXED NYLON SKI ARMS.



Front view of the Rumi Visitor Chair with Nylon Ski-Arms featuring a Black Coated Sleigh-base Frame.

Back- and side- view of the Rumi Visitor Chair with Nylon Ski Arms featuring a Black Coated Sleigh-base Frame.

27A

STARK BONDED

RANGE.

HIGH-BACK CHAIR [WITH OR WITHOUT ARMS]

STANDARD:

5-STAR NYLON BASE | GAS HEIGHT ADJUSTMENT | SWIVEL AND
TILT MECHANISM | HORIZONTAL STITCH DESIGN.



Stark bonded High-back Chair with Chrome Arms, Swivel and Tilt Mechanism and a 5-Star Chrome Base.

Stark bonded High-back Chair with Nylon flex arms, Swivel and Tilt Mechanism and a 5-Star Nylon Base.

Back view of the Stark bonded High-back Chair with Nylon Flex Arms, Swivel and tilt Mechanism and a 5-Star Nylon Base.

VISITOR CHAIR [WITH OR WITHOUT ARMS]

STANDARD:

UNIVERSAL BLACK STEEL SLEIGH-BASE FRAME | HORIZONTAL STITCH DESIGN.



Stark bonded Visitor Chair with Nylon flex Arms and a Universal Black Powder Coated Steel Sleigh-base Frame.

Back view of Stark bonded Visitor Chair with Nylon flex Arms and a Universal Black Steel Sleigh-base Frame.

27.2

STARK NETTED

RANGE.

HIGH-BACK CHAIR [WITH OR WITHOUT ARMS]

STANDARD:

NYLON 5-STAR BASE ON CASTORS | SWIVEL & TILT MECHANISM | GAS HEIGHT ADJUSTMENT | ERGONOMICALLY DESIGNED BLACK NETTED BACKREST.



Stark Netted Standard High-back Chair (Swivel and Tilt Mechanism and 5-Star Nylon Base) featuring Nylon Flexi Arms.

Back view of the Stark Netted Standard High-back Chair featuring Nylon Flexi Arms.

VISITOR CHAIR [WITH OR WITHOUT ARMS]

STANDARD:

EPOXY COATED TUBULAR STEEL SLEIGH-BASE FRAME | ERGONOMICALLY DESIGNED BLACK NETTED BACKREST.



Stark Netted Standard Visitor Chair (Black powder coated Universal Black Steel Sleigh-base) featuring Nylon Flexi Arms.

Back view of Stark Standard Netted Visitor Chair featuring Nylon Flexi Arms.

28

SWAG RANGE.



VISITOR SIDE CHAIR

STANDARD:

BLACK TUBULAR STEEL LOOP STRUCTURE | ONE PART SHELL | FOAMED CHANEL STITCH UPHOLSTERY DESIGN.



Standard Swag Visitor Chair (Black powder coated Loop Frame).

Standard Swag Visitor Chair.

MEDIUM-BACK CHAIR

STANDARD:

WRAP AROUND BLACK POWDER COATED STEEL ARMS | SWIVEL AND TILT MECHANISM | HEIGHT ADJUSTABLE TYPIST GAS | 5-STAR NYLON BASE | FOAMED CHANEL STITCH UPHOLSTERY DESIGN.



Standard Swag Medium-back Chair.

Back view of the Standard Swag Medium-back Chair.

SWAG RANGE.

VISITOR 4-LEGED ARMCHAIR

STANDARD:

4 LEGGED STEEL STRUCTURE | BLACK POWDER COATED FRAME | WRAP AROUND CONTINUUM STEEL ARMS | ONE PART SHELL | UPHOLSTERED



Standard Swag Visitor 4-Legged Chair.

Back view of the Standard Swag Visitor 4-Legged Chair.

HIGH-BACK CHAIR

STANDARD:

5-STAR NYLON BASE | WRAP AROUND CONTINUUM STEEL ARMS | ONE PART SHELL | SWIVEL AND TILT MECHANISM | HEIGHT ADJUSTABLE TYPIST GAS.



Back view of the Standard Swag High-back Chair.

Front view of the Standard Swag High-back Chair.

29

SYMPHONY RANGE

P IANO CHAIR

STANDARD:

BLACK EPOXY COATED CROSS-SLED BASE | ENGINEERED WOODEN ONE PART SHELL WITH HIGH DENSITY, MOULDED FOAM BACKREST AND SEAT | VERTICAL CHANNEL-TUFTED UPHOLSTERY IN LUXURIOUS HIGH-QUALITY VELVET FABRIC | FOLD-OVER EDGE CURVED BACKREST ACCENT DESIGN.



Piano Chair featuring a 4-Spoke High Aluminium Base on Castors and a Swivel only Mechanism.

Side view of the Piano Chair featuring a 4-spoke High Aluminium Base on Castors.

Back view of the Piano Chair featuring a 4-Spoke High Aluminium Base on Castors.

S NARE CHAIR

STANDARD:

BLACK EPOXY COATED CROSS-SLED BASE | ENGINEERED WOODEN ONE PART SHELL WITH HIGH DENSITY, MOULDED FOAM BACKREST AND SEAT | CLASSICAL SINGLE WELT UPHOLSTERY | LOOSE REMOVABLE SEAT CUSHION.



Front view of Snare Chair featuring a 4-Spoke High Aluminium Base on Castors.

Side view of Snare Chair featuring a 4-Spoke High Aluminium Base on Castors.

Back view of Snare Chair featuring a 4-Spoke High Aluminium Base on Castors.

SYMPHONY RANGE

V IOLIN CHAIR

STANDARD:

ENGINEERED WOODEN ONE PART SHELL WITH HIGH DENSITY, MOULDED FOAM BACKREST AND SEAT | DIAMOND-TUFTED UPHOLSTERY BACK DETAIL | LOOSE REMOVABLE SEAT CUSHION.



Front view of the Violin Chair featuring an Elevated 4-Spoke Aluminium Base on Glides.

Front view of the standard Violin Chair with a black Cross-sled Frame.

Back view of the standard Violin Chair with a black Cross-sled Frame.

C ELLO CHAIR

STANDARD:

ENGINEERED WOODEN ONE PART SHELL WITH HIGH DENSITY, MOULDED FOAM BACKREST AND SEAT | FOLD-OVER EDGE CURVED BACK AND ARMREST ACCENT DESIGN | LOOSE REMOVABLE SEAT CUSHION.



Front view of the Cello Chair on a Flat 4-Spoke Aluminium Base.

Back view of the Cello Chair on a Flat 4-Spoke Aluminium Base.

Side view of the Cello Chair on a Flat 4-Spoke Aluminium Base.

SYMPHONY RANGE

BANJO CHAIR

STANDARD:

MODERN STATEMENT-DESIGNED UPWARD CURVING SOLID WOOD CONNECTED TO THE BACKREST FRAME | HIGH DENSITY, HIGH-QUALITY ELASTIC FOAM FILLER ON SEAT AND BACKREST.



Banjo Chair featuring 4-Legged oak Legs.

Angled back view of Banjo Chair featuring 4-Legged oak Legs.

Back view Banjo Chair featuring 4-Legged oak Legs.

SLIDE CHAIR

STANDARD:

4-SPOKE ALUMINIUM BASE | CLASSICALLY DESIGNED ONE PART SHELL CHAIR | MOULDED FOAM BACKREST AND SEAT | GAS HEIGHT ADJUSTMENT | SWIVEL ONLY MECHANISM.



Side view of the Slide Chair featuring a 4-Spoke Flat Aluminium Base on Glides.

Front view of the Slide Chair featuring a 4-Spoke Flat Aluminium Base on Glides.

Back view of the Slide Chair featuring a 4-Spoke Flat Aluminium Base on Glides.

SYMPHONY RANGE

MELODY CHAIR

STANDARD:

5-STAR BASE ON GLIDES | CLASSICALLY DESIGNED ONE PART SHELL CHAIR | MOULDED FOAM BACKREST AND SEAT | SWIVEL ONLY MECHANISM.



Melody Chair featuring 4-Spoke Flat Aluminium Base on Glides.

Back view of Melody Chair featuring 4-Spoke Flat Aluminium Base on Glides.

Side view Melody Chair featuring 4-Spoke Flat Aluminium Base on Glides.

DOLCE CHAIR

STANDARD:

BLACK EPOXY COATED CROSS-SLED FRAME | ONE PART SHELL | MOULDED FOAM | BACKREST AND SEAT | CLASSICAL SINGLE WEFT UPHOLSTERY WITH A LOOSE REMOVABLE SEAT CUSHION.



Front View of the Dolce Chair on a High-Nylon 4-Spoke Base with Castors.

Side view of the Dolce Chair on a High-Nylon 4-Spoke Base with Castors.

Back view of the Dolce Chair on a High-Nylon 4-Spoke Base with Castors.

SYMPHONY RANGE

10 OPTIONAL BASES

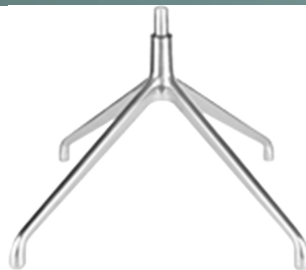
5-STAR HIGH NYLON
BASE ON CASTORS



4-SPOKE HIGH ALUMINIUM
BASE ON CASTORS



4-SPOKE HIGH ALUMINIUM
BASE ON GLIDES



4-SPOKE FLAT
ALUMINIUM BASE



4-SPOKE FLAT ALUMINIUM
BASE ON GLIDES



4 LEGGED WOODEN BASE
-STAIN COLOUR: CASTLE BROWN
(BANJO CHAIR)



30

TECHNO 600 RANGE.

HIGH-BACK CHAIR [WITH ARMS]

STANDARD:
5-STAR NYLON BASE | GAS HEIGHT
ADJUSTMENT | SINGLE MOULDED
SHELL | SPRING SWIVEL & TILT
MECHANISM | NYLON FLEX ARMRESTS.



Techno600 High-back Chair with Flexi Arms featuring a 5-Star Chrome Base and a Forward Knee-tilt Mechanism.

MEDIUM-BACK CHAIR [WITH ARMS]

STANDARD:
5-STAR NYLON BASE | GAS HEIGHT
ADJUSTMENT | SINGLE MOULDED SHELL |
SPRING SWIVEL & TILT MECHANISM |
NYLON FLEX ARMRESTS.



Standard Techno600 Medium-back Chair.

INTEGRAL SLEIGH-BASE CHAIR

STANDARD:
EPOXY COATED INTEGRAL TUBULAR
SLEIGH BASE FRAME | SINGLE
MOULDED SHELL | NYLON ARMREST
CAPS.



Standard Techno600 Integral Sleigh-base Chair with Integral Arms.

SIDE OR VISITOR CHAIR

STANDARD:
EPOXY COATED UNIVERSAL TUBULAR STEEL SLEIGH-
BASE FRAME | SINGLE MOULDED SHELL.



Techno600 Visitor Chair with Nylon Flexi Arms featuring a Chromed Sleigh-base Frame.

Standard (Black powder coated frame) Techno600 Side Chair without Arms.

31

TECHNO 800 RANGE.



HIGH-BACK CHAIR (WITH OR WITHOUT ARMS)

STANDARD:

NYLON 5-STAR BASE ON CASTORS
| GAS HEIGHT ADJUSTMENT |
WATERFALL SEAT FRONT
| ECONO SYNCHRO
MECHANISM
| ERGONOMICALLY
DESIGNED BACKREST



Techno 800 High-back Chair with Height Adjustable Fleet Arms featuring a 5-Star High Aluminium Base and Donati Synchro Mechanism.

MEDIUM-BACK CHAIR (WITH OR WITHOUT ARMS)

STANDARD:

NYLON 5-STAR BASE ON CASTORS |
GAS HEIGHT ADJUSTMENT | WATERFALL
SEAT FRONT | ECONO
SYNCHRO MECHANISM |
ERGONOMICALLY
DESIGNED
BACKREST.



Techno 800 Medium-back Chair with Nylon Flex Arms featuring a 5-Star Chrome Base.

TYPIST CHAIR (WITH OR WITHOUT ARMS)

STANDARD:

NYLON 5-STAR BASE ON CASTORS | GAS HEIGHT ADJUSTMENT | WATERFALL SEAT FRONT |
RAKE ADJUSTABLE MECHANISM | FINGERTIP CONTROL | BACKREST HEIGHT ADJUSTABLE.



Standard (Rake Adjustable Mechanism) Techno 800 Typist Chair With T-Arms.



Techno 800 Typist Chair featuring a Chrome Footrest.



Techno 800 Typist Chair featuring a Nylon Footrest.

32

TECHNO 800 EXECUTIVE RANGE.



HIGH-BACK CHAIR (WITH OR WITHOUT ARMS)

STANDARD:

NYLON 5-STAR BASE ON CASTORS |
GAS HEIGHT ADJUSTMENT | WATERFALL
SEAT FRONT | ECONO-
SYNCHRO MECHANISM |
ERGONOMICALLY
DESIGNED
BACKREST.



MEDIUM-BACK CHAIR (WITH OR WITHOUT ARMS)

STANDARD:

NYLON 5-STAR BASE ON
CASTORS | GAS HEIGHT
ADJUSTMENT | WATERFALL
SEAT FRONT | ECONO
SYNCHRO MECHANISM
| ERGONOMI-
CALLY
DESIGNED
BACKREST.



CURVED INTEGRAL SPLIT SHELL CHAIR

STANDARD:

SPLIT SHELL ON A
BLACK POWER COATED
TUBULAR FRAME | PU
ARM PADS.

Techno 800 executive High-back Chair with Wishbone Arms in Bonded leather featuring a 5-Star Aluminium Base.

Techno 800 executive Medium-back Chair with Nylon Flexi Arms in Bonded leather featuring a 5-Star Aluminium Base.

Techno 800 Executive Curved Integral Chromed Split Shell Chair with Arms in Bonded leather.

33

TECHNO 900 RANGE.



HIGH-BACK CHAIR [WITH ARMS]

STANDARD:

5-STAR NYLON BASE | GAS HEIGHT
ADJUSTMENT | SINGLE MOULDED
SHELL | SPRING SWIVEL & TILT
MECHANISM | NYLON FLEX
ARMRESTS.



Techno 900 High-back Chair with Nylon Flexi Arms featuring a 5-Star Chrome Base.

MEDIUM-BACK CHAIR [WITH ARMS]

STANDARD:

5-STAR NYLON BASE | GAS HEIGHT
ADJUSTMENT | SINGLE MOULDED SHELL
| SPRING SWIVEL
& TILT MECHANISM |
NYLON FLEX
ARMRESTS.



Techno 900 Medium-back Chair featuring Curved Integral Arms.

CANTILEVER ARMCHAIR

STANDARD:

EPOXY COATED TUBULAR CANTILVER
FRAME | SEPERATE SEAT AND BACKREST
(CANTILEVER RUNS EXTERNALLY ACROSS
LUMBAR AREA OF BACKREST).




Techno 900 Chrome Frame Cantilever Armchair.

INTEGRAL ARMCHAIR

STANDARD:

EPOXY COATED TUBULAR
STEEL SLEIGH BASE
FRAME | SINGLE
MOULDED SHELL |
NYLON ARM-CAPS.



Techno 900 Standard Integral Armchair

34

TYPIST RANGE.



SCORPIO HIGH-BACK OPERATOR CHAIR (WITH ARMS)

STANDARD:

NYLON 5-STAR BASE ON CASTORS | GAS HEIGHT
ADJUSTMENT | WATERFALL SEAT FRONT | RAKE
ADJUSTABLE MECHANISM | FINGERTIP
CONTROL | BACKREST HEIGHT
ADJUSTABLE |
NYLON FLAMINGO ARMRESTS.



Standard Scorpio High-back
Operator Chair with Flamingo Arms.

ROCK AND ROLL HIGH-BACK CHAIR (WITH OR WITHOUT ARMS)

STANDARD:

NYLON 5-STAR BASE ON CASTORS | GAS HEIGHT
ADJUSTMENT | WATERFALL SEAT FRONT | RAKE
ADJUSTABLE MECHANISM | FINGER-
TIP CONTROL | BACKREST
HEIGHT ADJUSTABLE.



Standard Rock and Roll High-
back Chair with Flamingo Arms.

ROCK AND ROLL TYPIST CHAIR (WITH OR WITHOUT ARMS)

STANDARD:

NYLON 5-STAR BASE ON CASTORS | GAS HEIGHT
ADJUSTMENT | WATERFALL SEAT FRONT | RAKE
ADJUSTABLE MECHANISM | FINGERTIP CONTROL |
BACKREST HEIGHT ADJUSTABLE.



Standard Rock and Roll Typist Chair
with Fixed Ski Arms.

TECHNO 500 TYPIST CHAIR

STANDARD:

NYLON 5-STAR BASE ON CASTORS | GAS HEIGHT
ADJUSTMENT | WATERFALL SEAT FRONT | RAKE
ADJUSTABLE MECHANISM |
FINGERTIP CONTROL | BACKREST
HEIGHT ADJUSTABLE.



Standard Techno 500 Typist Chair
featuring a Chromed Footrest.

35 VIGANO RANGE.

HIGH-BACK CHAIR (WITH OR WITHOUT ARMS)

STANDARD:

NYLON 5-STAR BASE ON CASTORS | GAS HEIGHT ADJUSTABLE | ERGONOMICALLY DESIGNED BACKREST WITH BLACK NETTING | EONOSYNCHRO MECHANISM | WATERFALL SEAT FRONT.



Vigano High-back Chair with Nylon Flex Arms featuring a 5-Star Chrome Base and a Donati Synchro Mechanism.

MEDIUM-BACK CHAIR (WITH OR WITHOUT ARMS)

STANDARD:

NYLON 5-STAR BASE ON CASTORS | GAS HEIGHT ADJUSTABLE | ERGONOMICALLY DESIGNED BACKREST WITH BLACK NETTING | EONOSYNCHRO MECHANISM | WATERFALL SEAT FRONT.



Vigano Medium-back Chair with Nylon Ski Arms featuring a 5-Star Chrome Base.



Vigano Medium-back Chair with Nylon Ski Arms and a 5-Star Nylon Base.

CURVED INTEGRAL ARMCHAIR (WITH OR WITHOUT ARMS)

STANDARD:

BLACK EPOXY COATED, SPLIT SHELL, TUBULAR STEEL SLEIGH BASE | ERGONOMICALLY DESIGNED BACKREST WITH BLACK NETTING | PU ARM PADS | WATERFALL SEAT FRONT.

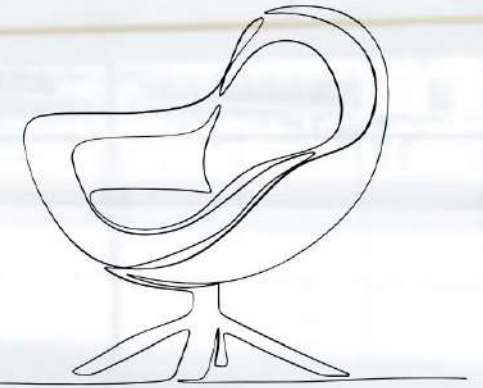


Vigano Curved Integral Visitor Armchair in a black Sleigh-base Frame.



Vigano Curved Integral Visitor Armchair in a Chromed Sleigh-base Frame.

36 VISTA RANGE.



HIGH-BACK CHAIR (WITH OR WITHOUT ARMS)

STANDARD:

5-STAR NYLON BASE ON CASTORS |
GAS HEIGHT ADJUSTMENT | CLEAR
VIEW NETTING ON BACKREST | ECONO
SYNCHRO MECHANISM | WATERFALL SEAT
EDGE DESIGN | INCLUDING 1D HEIGHT
ADJUSTABLE ARMS.



Vista High-back Chair featuring 1D Height-adjustable Arms and a 5-Star Aluminium Base.

MEDIUM-BACK CHAIR (WITH OR WITHOUT ARMS)

STANDARD:

5-STAR NYLON BASE ON CASTORS |
GAS HEIGHT ADJUSTMENT | CLEAR
VIEW NETTING ON BACKREST | ECONO
SYNCHRO MECHANISM | WATERFALL SEAT
EDGE DESIGN | INCLUDING 1D HEIGHT
ADJUSTABLE ARMS.



Vista Medium-back Chair with it's standard features.



Back view of the Vista Medium-back Chair with it's standard features.

VISITOR ARMCHAIR

STANDARD:

BLACK EPOXY COATED TUBULAR STEEL SLEIGH
BASE | SPLIT SHELL | CLEAR VIEW NETTING
ON BACKREST | WATERFALL
SEAT EDGE DESIGN |
INCLUDING FIXED
T-ARMS.



Vista Visitor Armchair with it's standard features.

37

WEDGE RANGE.

HIGH-BACK CHAIR (WITH OR WITHOUT ARMS)

STANDARD:

NYLON 5-STAR BASE ON CASTORS | GAS HEIGHT ADJUSTMENT | WATERFALL SEATFRONT | ERGONOMICALLY DESIGNED BACKREST WITH SIDE ZIP | PERMANENT CONTACT MECHANISM.



Wedge High-back Chair with a Permanent Contact Mechanism featuring 1D Arms and a 5-Star Aluminium Stella Base.



Wedge High-back Chair with a Permanent Contact Mechanism and a 5-Star Nylon Base featuring 1D Arms.

MEDIUM-BACK CHAIR (WITH OR WITHOUT ARMS)

STANDARD:

NYLON 5-STAR BASE ON CASTORS | GAS HEIGHT ADJUSTMENT | WATERFALL SEAT FRONT | ERGONOMICALLY DESIGNED BACKREST WITH SIDE ZIP | PERMANENT CONTACT MECHANISM.



Wedge Medium-back Chair with Ski Arms and a 5-Star Nylon Base.

VISITOR ARMCHAIR

STANDARD:

SHELL ON EPOXY COATED TUBULAR SLEIGH BASE | ERGONOMICALLY DESIGNED BACKREST WITH SIDE ZIP | SOFT PU ARMS | WITH ARMS AS STANDARD.



Wedge Visitor Armchair with PU Armpads and a Chromed Sleigh-base Frame.

38

6x6 RANGE.



SUPERMAX HIGH-BACK CHAIR (WITH OR WITHOUT ARMS)

STANDARD:

5-STAR NYLON BASE ON HEAVY DUTY CASTORS |
UPHOLSTERED HEAVY DUTY SHELL | HEAVY DUTY BACKREST
FOAM | HEAVY DUTY SEAT PAN FOAM | DONATI SYNCHRO
MECHANISM | LOCKABLE IN 5 POSITIONS.



Supermax High-back Chair with it's Donati Syncro Mechanism and a Seat-slide function, featuring 3D Arms and a 5-Star Aluminium Base on Heavy Duty Castors.

Side view of the Supermax High-back Chair with it's Donati Syncro Mechanism and a Seat-slide function, featuring 3D Arms and a 5-Star Aluminium base on Heavy Duty Castors.

SUPERMAX MEDIUM-BACK CHAIR (WITH OR WITHOUT ARMS)

STANDARD:

5-STAR NYLON BASE ON HEAVY DUTY CASTORS |
UPHOLSTERED HEAVY DUTY SHELL | HEAVY DUTY BACKREST
FOAM | HEAVY DUTY SEAT PAN FOAM | DONATI SYNCHRO
MECHANISM | LOCKABLE IN 5 POSITIONS.



Supermax Medium-back Chair with it's Donati Syncro Mechanism, a 5-Star Nylon Base on Heavy Duty Castors, Seat-slide function and Flexi Arms.

Side view of the Supermax Medium-back Chair with it's Donati Syncro Mechanism, a 5-Star Nylon Base on Heavy Duty Castors, Seat-slide function and Flexi Arms.

6x6 RANGE.



4x4 HIGH-BACK CHAIR (WITH OR WITHOUT ARMS)

STANDARD:

5-STAR NYLON BASE ON HEAVY DUTY CASTORS | UPHOLSTERED HEAVY DUTY SHELL | HEAVY DUTY BACKREST FOAM | HEAVY DUTY SEAT PAN FOAM | HEAVY DUTY TOP 200 SWIVEL & TILT MECHANISM (USAGE RATING UP TO 150KG)



4X4 High-back Chair with a Permanent Contact Mechanism, a 5-Star Nylon Base on Heavy Duty Castors and Nylon flex Arms.

Side view of the 4X4 High-back Chair with a Permanent Contact Mechanism, 5-Star Nylon Base on Heavy Duty Castors and Nylon flex Arms.

Front view of the 4X4 High-back Chair with a Permanent Contact Mechanism, 5-Star Nylon Base on Heavy Duty Castors and Nylon flex Arms.

Section cut through the 4X4 Chair to show the Heavy Duty components used in all the chairs from our 6x6 Range.

6x6 RANGE.



MAVERICK HIGH-BACK CHAIR (WITH OR WITHOUT ARMS)

STANDARD:

5-STAR NYLON BASE ON HEAVY DUTY CASTORS | UPHOLSTERED HEAVY DUTY SHELL | HEAVY DUTY BACKREST FOAM | NYLON FLEXI ARMS | HEAVY DUTY SEAT PAN FOAM | HEAVY DUTY TOP 200 SWIVEL & TILT MECHANISM (USAGE RATING UP TO 185KG).



Maverick Chair featuring Nylon flex Arms and a 5-Star Nylon base and Heavy Duty Castors.

Back view of the Maverick Chair featuring Nylon flex Arms and a 5-Star Nylon base on Heavy Duty Castors.

SUPERNOVA HIGH-BACK CHAIR (WITH OR WITHOUT ARMS)

STANDARD:

5-STAR NYLON BASE ON HEAVY DUTY CASTORS | HIGH QUALITY BREATHABLE NETTING ON BACKREST | HEAVY DUTY SEAT PAN FOAM | HEAVY DUTY TOP 200 SWIVEL & TILT MECHANISM (USAGE RATING UP TO 185KG).



Front view of the Supernova Chair featuring a 5-Star High Aluminium Base on Heavy Duty Castors and 2D Arms.

Back view of the Supernova Chair featuring a 5-Star High Aluminium Base on Heavy Duty Castors and 2D Arms.

6x6 RANGE.



GATSBY HIGH-BACK CHAIR (WITH OR WITHOUT ARMS)

STANDARD:

5-STAR NYLON BASE ON HEAVY DUTY CASTORS | UPHOLSTERED HEAVY DUTY SHELL | HEAVY DUTY BACKREST FOAM | NYLON FLEXI ARMS | HEAVY DUTY SEAT PAN FOAM | HEAVY DUTY TOP 200 SWIVEL & TILT MECHANISM (USAGE RATING UP TO 185KG)



Gatsby Chair featuring Aprilla arms and a 5-Star Chrome Base on Heavy Duty Castors.



Back view of the Gatsby Chair featuring Aprilla Arms and a 5-Star Chrome Base on Heavy Duty Castors.

MKHULU HIGH-BACK CHAIR (WITH OR WITHOUT ARMS)

STANDARD:

5-STAR NYLON BASE ON HEAVY DUTY CASTORS | UPHOLSTERED HEAVY DUTY SEAT AND BACKREST | HEAVY DUTY SEAT PAN FOAM | HEAVY DUTY DONATI SYNCHRO MECHANISM | LOCKABLE IN 5 POSITIONS (USAGE RATING UP TO 185KG).



Front view of the Mkhulu Chair featuring a 5-Star High Aluminium Base on Heavy Duty Castors and 3D Arms.



Back view of the Mkhulu Chair featuring a 5-Star High Aluminium Base on Heavy Duty Castors and 3D Arms.

6x6 RANGE.



B LACK JACK HIGH-BACK CHAIR (WITH OR WITHOUT ARMS)

STANDARD:

5-STAR POLISHED ALUMINIUM BASE ON HEAVY DUTY CASTORS | UPHOLSTERED HEAVY DUTY SHELL | HEAVY DUTY BACKREST FOAM | APRILLA POLISHED ALUMINIUM ARMS | HEAVY DUTY SEAT PAN FOAM | HEAVY DUTY TOP 200 SWIVEL & TILT MECHANISM (USAGE RATING UP TO 185kg).



Black Jack Chair featuring Aprilla Arms and a 5-Star Chrome Base on Heavy Duty Castors.

Side view of the Black Jack Chair featuring Aprilla Arms and a 5-Star Chrome Base on Heavy Duty Castors.



IT ALWAYS SEEMS IMPOSSIBLE UNTIL IT'S DONE
-NELSON MANDELA